

**Telford & Wrekin Music**

**Rainbow Brass**

**School Resource Pack**



[www.telfordculturezone.com](http://www.telfordculturezone.com)



## Welcome to Rainbow Brass!

Welcome to Telford & Wrekin Music's Rainbow Brass.

Rainbow Brass is aimed at Key Stage 2 (years 5& 6) pupils as a follow on from the Telford & Wrekin Music programme Music 2 the 4 building on the knowledge and experience gained by the pupils during Music 2 the 4 year.

(visit [http://www.telfordculturezone.com/tw\\_music2the4.php](http://www.telfordculturezone.com/tw_music2the4.php) for further details of Music 2 the 4)

- Rainbow Brass is 5 week package is aimed at whole-class teaching for one hour per week.
- It is fun and accessible.
- No music reading skills required- just a sense of fun and team work.
- The perfect follow-up to Telford & Wrekin Music's *Music 2 the 4*.
- It can incorporate a variety of brass instruments therefore giving the potential for the start of a brass band in your school

This resource pack aims to accompany the Rainbow Brass programme but also give you a few ideas to use in your school after the programme has finished. Telford & Wrekin Music offers a wide range of musical instrumental lessons and after school music groups, details of which are available online at [www.telfordculturezone.com](http://www.telfordculturezone.com) or from our office (phone 01952 380981).


Brass family instruments produce their unique sound by the player buzzing his/her lips while blowing air through a cup- or funnel-shaped mouthpiece. To produce higher or lower pitches, the player adjusts the opening between his/her lips. The mouthpiece connects to a length of brass tubing ending in a bell. The shorter the tubing length, the smaller the instrument, and the higher the sound; and the longer the tubing length, the larger the instrument, and the lower the sound.

The brass family can trace its ancestry back to herald trumpets, hunting horns, and military bugles. The main instruments of the brass family include the trumpet, horn, trombone, and tuba.

# Brass Instruments of the Orchestra

There are four main brass instruments in the orchestra:-

## THE TRUMPET



The trumpet is the highest pitched instrument in the brass family. It can play softly and the player sometimes puts a mute in the 'bell', but on the whole, the trumpet is a loud instrument.

Trumpets are among the oldest musical instruments, dating back to at least 1500 BC. They are constructed of brass tubing bent twice into an oblong shape, and are played by blowing air through closed lips, producing a "buzzing" sound which starts a standing wave vibration in the air column inside the trumpet.

**Go online to hear the Trumpet**

<http://www.dsokids.com/listen/InstrumentDetail.aspx?instrumentID=29>

**Go online to see how a Trumpet is made**

<http://www.yamaha.com/yamahavn/CDA/ContentDetail/PressReleaseDetail/0,6375,CNTID=26728&CTID=&CNTYP=NEWS&RLTID=,00.html>

## THE FRENCH HORN



The HORN, as a rule has a much more gentle sound than the trumpet. It is a very useful instrument as its tone 'blends' - fits in - with almost any other instrument. It does not play notes as high as a trumpet can, but it has a much bigger range of notes. The horn is the curliest of the brass instruments. The player holds the horn by putting one hand in the bell. The player can soften the tone and control the tuning by simply moving the hand in the bell.

**Go online to hear the French Horn playing the Star Wars theme**

<http://www.dsokids.com/listen/InstrumentDetail.aspx?instrumentID=32>

## THE TROMBONE



Most orchestras have two types of trombone, tenor and bass trombones. There are usually two tenors and one bass. From a distance a tenor and bass trombone look alike, but the bass is a little bigger and can play lower notes. The trombone is easily recognised by its 'slide' - the long brass tube, which slides in and out.

The trombones are the loudest instruments in the orchestra, but they can play softly too.

**Go online to hear the Trombone playing with the orchestra**

<http://www.dsokids.com/listen/InstrumentDetail.aspx?instrumentID=30>

## THE EUPHONIUM



The euphonium is a conical-bore, tenor-voiced brass instrument. They are mainly found in Western military, marching, and concert bands. Euphoniums are played by buzzing the lips against a cup mouthpiece. The air then moves through the brass tubing and leaves through the bell at the other end of the instrument.

**Go online to see the Euphonium playing Paganini's Carnival of Venice**

<http://www.youtube.com/watch?v=Aqw8v1ILB2g>

## THE TUBA



The tuba is the bass instrument of the brass family. It is even lower than the bass trombone. The tuba does not play by itself anymore than the double bass does in the stings. It is a very large instrument, but does not make a very big sound. It is easy to see but hard to hear.

### Go online to hear the Tuba

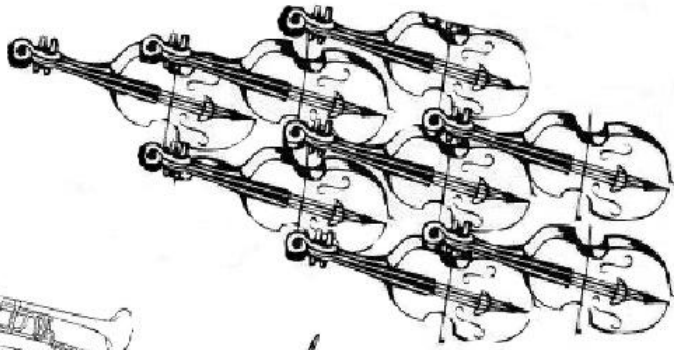
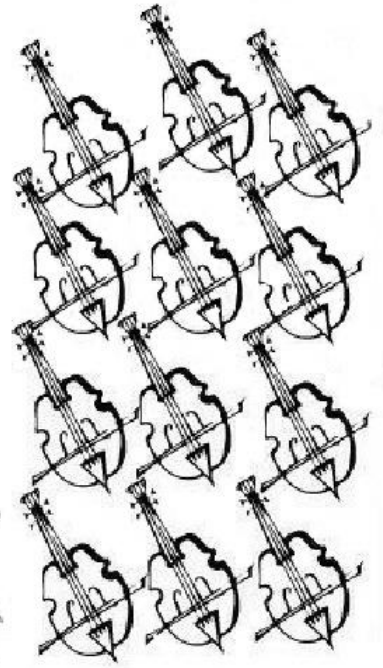
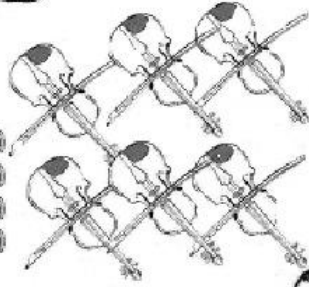
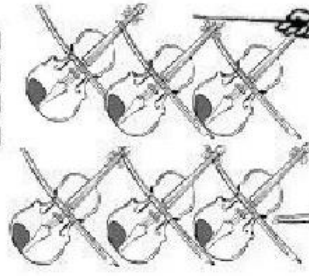
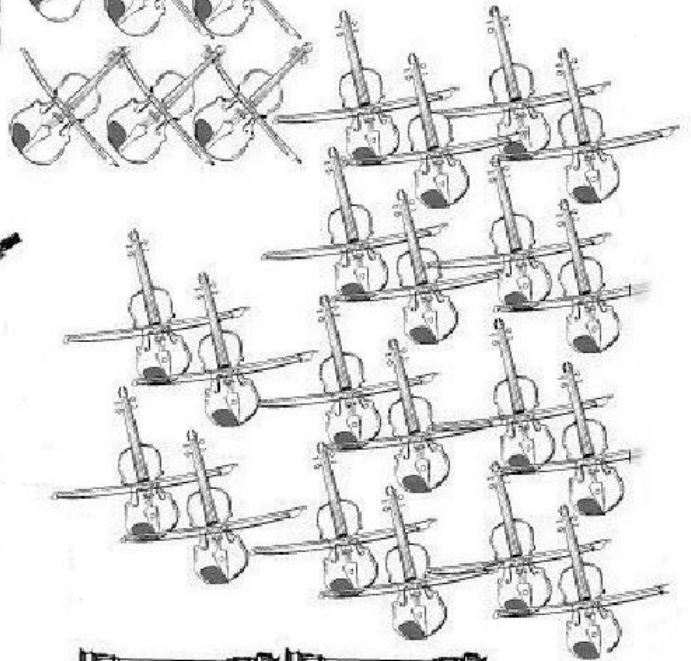


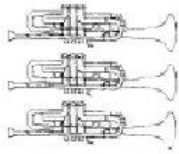
<http://www.dsokids.com/listen/InstrumentDetail.aspx?instrumentID=31>

Usually in an orchestra, there are two trumpets, four horns, three trombones and one tuba.

## Online Resources

- [www.telfordculturezone.com](http://www.telfordculturezone.com) Telford Culture Zone website with details of cultural opportunities in Telford and downloadable resources.
- [www.teachingmusic.org.uk](http://www.teachingmusic.org.uk) Teaching Music website with free resources to download.
- [www.playmusic.org](http://www.playmusic.org) A children's website from the American Symphony Orchestra League.
- [www.danieldorf.com](http://www.danieldorf.com) Narrated children's stories.
- [www.nyphilkids.org](http://www.nyphilkids.org) The New York Philharmonic's educational website for children.
- [www.sfskids.org](http://www.sfskids.org) The San Francisco Symphony's educational website for children.
- [www.artsalive.ca](http://www.artsalive.ca) The National Arts Centre in Canada's educational website for children

# Orchestra Seating Chart



# Sample Lesson Plan – All the Buzz!

## *Teaching Objective*

Pupils will develop an understanding that musicians produce sound on a brass instruments by buzzing their lips into a mouthpiece.

## *Vocabulary*

Vibration– the rapid movement of an object up and down or back and forth

Buzzing– the sound that is produced by blowing air between closed lips, causing them to vibrate.

## *Resources*

- Plastic bottles of various sizes
- Small diameter PVC pipe (optional)
- Lengths of rubber hose of various lengths (optional)
- Funnels of various sizes (optional)
- A picture of the brass family of the orchestra examples of brass instruments may be viewed on [www.DSOkids.com/listen/instrumentlist.apx](http://www.DSOkids.com/listen/instrumentlist.apx)

## *Pre-Assessment*

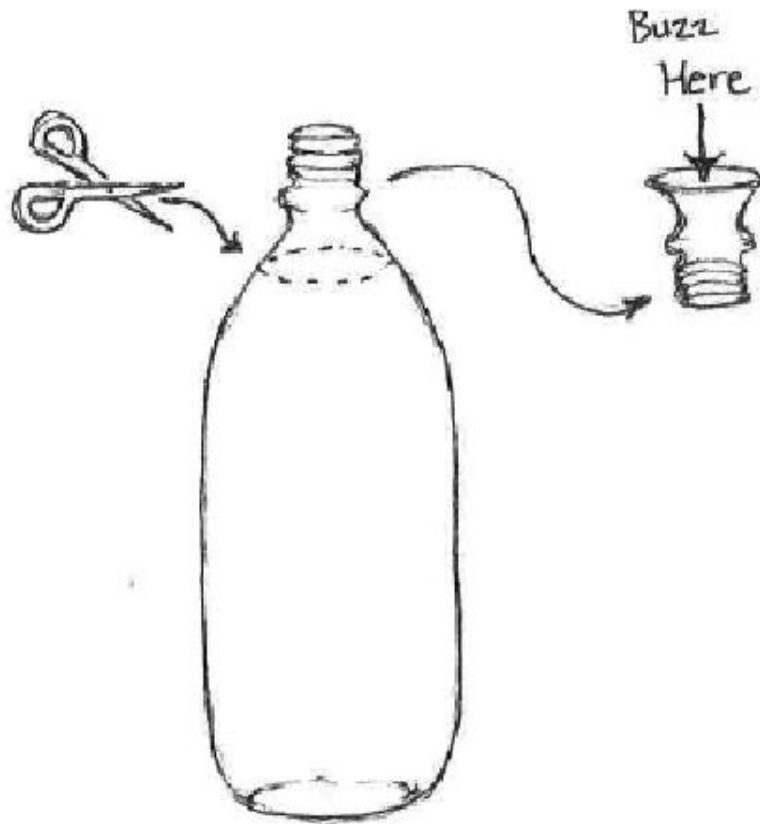
Show your pupils a picture of the brass family (or brass instruments). Ask the pupils if they can name the brass instruments and describe how sound is produced on them.

## *Teaching Sequence*

1. Tell your pupils that all sounds are produced by vibration, which is a rapid movement up and down or back and forth. In musical instruments, sound is created by causing the air in or around the instrument to vibrate. Instruments are grouped into four families according to how the player produces that vibration.

2. Buzzing is when a player blows air between their closed lips causing them to vibrate together. In brass instruments, sound is produced when the player buzzes his or her lips into a mouthpiece on the instrument. This creates a sound that travels through the tubing of the instrument. The flared bell of the instrument acts like a megaphone, amplifying the sound. As a demonstration, make a megaphone out of a piece of poster board and talk into it. Notice that the megaphone concentrates the sound in a particular direction, making it louder.

3. Make a mouthpiece by cutting the top off a plastic bottle. Be sure to leave enough of the bottle so that it flares out, making a place into which you can buzz your lips-see illustration below.



### *Culminating Activity*

Create a brass instrument by inverting your new mouthpiece into the top of a larger bottle or jug from which the bottom has been cut out. Experiment by playing your mouthpiece into various sized jugs and containers and noting what kind of sound is produced. Try playing your mouthpiece into a piece of garden hose with a funnel on the end. Try different sized funnels and different lengths of hose. Allow students to try.

### *Evaluation*

Did your pupils develop an understanding that musicians produce sound on a brass instrument by buzzing their lips into a mouthpiece?

### *Extension Activity*

Tell your pupils that the military uses a brass instrument called a bugle to signal troops and give instructions like wake up, lights out, or "charge!". Using the brass instruments they made, have your pupils create bugle calls by composing small patterns of long, short, high and low tones. Examples of instructions could be to line up, stand, sit down, etc.



## Design a leaflet for someone who wants to learn to play a Brass instrument.

*Your leaflet could include:-*

- Describe the history of the Brass family.
- A description the Brass instruments.
- Drawings of the Brass instruments.
- Why you like playing a Brass instrument.



# Rainbow Brass Pupil Worksheet

Name



## I know...

**1. What instrument is the biggest and lowest sounding instrument of the brass family?**

- A. Trumpet
- B. French horn
- C. Tuba
- D. Trombone

**2. A musician can produce different notes on this instrument by moving the slide up or down:**

- A. Trumpet
- B. French horn
- C. Tuba
- D. Trombone

**3. What instrument is the smallest brass instrument and has only 3 valves on it?**

- A. Trumpet
- B. French horn
- C. Tuba
- D. Trombone

**4. What instrument has 12 feet of tubing wrapped into a coil, and has a flared bell?**

- A. Trumpet
- B. French horn
- C. Tuba
- D. Trombone

**5. Which instrument has 6 feet of tubing bent into an oblong shape?**

- A. Trumpet
- B. French horn
- C. Tuba
- D. Trombone

**6. A musician holds this instrument with one hand in the bell and one on the keys:**

- A. Trumpet
- B. French horn
- C. Tuba
- D. Trombone

**7. Which instrument has approximately 9 feet of tubing?**

- A. Trumpet
- B. French horn
- C. Tuba
- D. Trombone

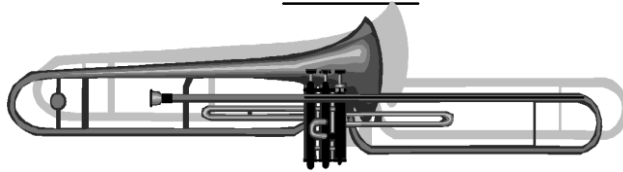
**8. Which instrument can have up to 6 valves?**

- A. Trumpet
- B. French horn
- C. Tuba
- D. Trombone

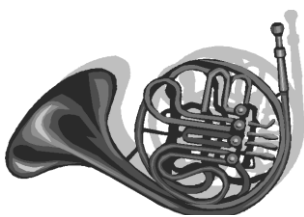
## Brass Clue Cards

The **TROMBONE** is the only instrument that has a slide.

Different notes are produced on the trombone by moving the slide up and down

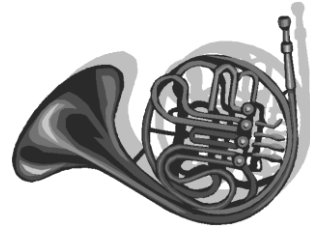


The **TUBA** is the biggest and lowest sounding instrument of the brass family

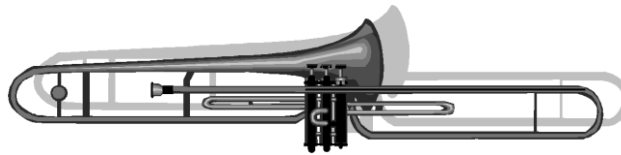


12 feet of tubing wrapped into a coil and a flared bell, makes the **French horn** a very unique instrument!

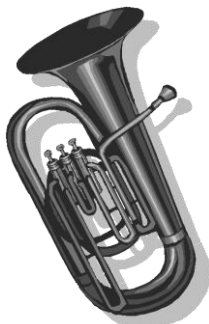
A horn player holds the **French Horn** by putting one hand in the bell, and one hand on the keys.



The **TROMBONE** has approximately 9 feet of tubing!



**TUBA**  
can have up  
to 6 valves!



## What Next...



### Telford & Wrekin Music Instrumental and Singing Lessons

Telford & Wrekin Music provides a wide range of instrumental and singing lessons for children and young people in schools across Telford & Wrekin at all levels of achievement.

We currently offer music lessons on:-

- Woodwind (including Flute, Clarinet, Oboe, Saxophone, Bassoon)
- Strings (including Violin, Viola, 'Cello and Double bass)
- Brass (including Trumpet, Trombone, Tuba, French & Tenor horn, Euphonium and Cornet)
- Keyboard
- Singing
- Drums
- Guitar (including Electric Guitar and Acoustic Guitar)
- Music Theory

Pupils have the opportunity to perform in concerts, after school music ensembles and to enter for music exams such as the Associated Board of the Royal Schools Music exams and the Rock School exams. Every child taught by Telford & Wrekin Music receives a written report from their instrumental teacher at the end of each term.

We offer free music lessons to those pupils on Free School Meals and a 25% reduction on lesson charges for those parents on Working Tax Credits.

All our music teachers are experienced teachers and musicians who have undergone child protection checks and training and under go regular lesson observations.

Our lessons take place during the school day. We provide 30 minute lessons with 10 music lessons a term at a charge of £7 per lesson.

Telford & Wrekin Music also offers a range of musical instruments for hire.

## **Telford & Wrekin Music Elementary Brass Ensemble**

**Where:**

Lord Silkin Secondary School

**When:**

Wednesday evenings during term time 4.00pm to 5.00pm

**Who should attend:**

Approx preliminary to Grade 3 Brass Players.

*Phone the Telford & Wrekin Music Office for further details on 01952 380981*

## **City of Birmingham Symphony Orchestra School Concerts at Symphony Hall, Birmingham**

Introducing KS 1 and KS2 children to the Symphony Orchestra. Tickets to a concert at Symphony Hall for KS 2 and the CBSO Centre for KS 1, a free support package including Curriculum information pack, Teachers' CPD and 'Book a player' visit to schools.

- Delivered by the City of Birmingham Symphony Orchestra.
- Teachers needed as escorts and to prepare pupils for the experience.
- Resource pack & CPD available for teachers to help in preparation of pupils for the concert.

To book this project please contact the CBSO directly, phone 0121 616 6500 or email [education@cbsoco.uk](mailto:education@cbsoco.uk).

Website: [www.cbsoco.uk/?page=community/schoolConcerts.html](http://www.cbsoco.uk/?page=community/schoolConcerts.html)

# APPLICATION FORM FOR INSTRUMENTAL & VOCAL LESSONS



Please complete in BLOCK CAPITALS

To: Telford & Wrekin Music, Suite E, The Place, Theatre Square, Limes Walk, Oakengates, Telford, TF2 6EP

## STUDENT (please use BLOCK CAPITALS)

Surname \_\_\_\_\_ Forename \_\_\_\_\_  M  F

Current School \_\_\_\_\_ Current Year Group \_\_\_\_\_

Date of Birth (dd/mm/yy) \_\_\_\_\_

Special Educational Needs/Medical Condition  No  Yes (please give details on separate sheet)

## PARENT/GUARDIAN/CARER (please use BLOCK CAPITALS)

Surname (Mr/Mrs/Ms/Miss/Dr/Rev) \_\_\_\_\_ Forename \_\_\_\_\_

Address: \_\_\_\_\_

\_\_\_\_\_ Postcode \_\_\_\_\_

Tel Nos Home \_\_\_\_\_ Work \_\_\_\_\_ Mobile \_\_\_\_\_

Email Address \_\_\_\_\_

## INSTRUMENT CHOICE & OBTAINING AN INSTRUMENT (please tick)

I would like my daughter/son to receive instrumental tuition on:

First Choice \_\_\_\_\_ Second Choice \_\_\_\_\_

If the pupil is NOT a beginner, for how long have they been learning? \_\_\_\_\_ Grade? \_

*(If you are requesting guitar – please state either electric or acoustic – we will do our best to accommodate but it will depend on what we currently offer in the school)*

- I will buy my own instrument
- I will require the hire of an TWM instrument if available  
(please ensure that you have completed an Instrument Hire Form and read and understood the Terms & Conditions)

*(Please note that we do not hire guitars, keyboards or drum kits)*

**Please do not buy or hire an instrument until you have received a communication from us.**

## PAYMENT and AGREEMENT (please tick)

I agree to the terms and conditions described within the Information Pack.

I attach proof of benefit if applicable.

*Please note that if lessons are provided before proof of benefit has been received then you will be charged the standard fee, and no credit will be given.*

Signed \_\_\_\_\_

Dated \_\_\_\_\_

**NOTE:** Your signature on this Agreement will confirm to the Music Service that you have read, understood and agree to abide by the terms and conditions stated in the Information Pack

### PHOTO CONSENT FORM

Telford & Wrekin Council frequently uses photos of people in publications and on our website to publicise our services or celebrate special events. These may appear in our printed publications, on our website, or both. We may also send them to the news media.

We do not keep photographs for any longer than is necessary and we will usually dispose of them or get renewed permission after a period of five years.

Please answer questions 1 and 2 below, then sign and date the form

1. May we use your photograph, or that of your child(ren) if under 18, in publicity materials produced by Telford & Wrekin Council, including printed publications, presentation and on our website.

**Yes / No** (please circle)

2. We regularly send publicity material about our services, including photographs where appropriate to the media, especially local press. Can we use your child's photograph in this way?

**Yes / No** (please circle)

Please note that websites can be viewed throughout the world, not just the United Kingdom where UK law applies.

This form is valid for five years from the date of signing. Please note that you are entitled to withdraw your consent to our use of the photographs at any time.

Signature \_\_\_\_\_

Date \_\_\_\_\_

**Ethnicity Questionnaire**

Some of the information you give on this form may be considered to be sensitive personal data under the Data Protection legislation and by completing and returning this monitoring form, you will be deemed to be giving your explicit consent to the processing of the data for Equality Monitoring purposes.

<b>White</b>	<input checked="" type="checkbox"/>	<b>Comments</b>
White British		
Irish		
Any Other White background (please specify)		
<b>Mixed</b>		
White and Black Caribbean		
White and Black African		
White and Asian		
Any Other Mixed background (please specify)		
<b>Asian</b>		
Indian		
Pakistani		
Bangladeshi		
Any Other Asian background (please specify)		
<b>Black or Black British</b>		
Black Caribbean		
Black African		
Any Other Black background (please specify)		
<b>Other</b>		

Chinese		
Any Other ethnic group		

**Phone: 01952 380981**

**Online: [www.telfordculturezone.com](http://www.telfordculturezone.com)**

**Telford & Wrekin Music,  
Unit E,  
The Place,  
Oakengates,  
Telford,  
TF2 6EP**